


# HEADSTART

## GERMAN PROGRAM

### MODULE V



U.S. DEPARTMENT OF HEALTH,  
EDUCATION & WELFARE  
NATIONAL INSTITUTE OF  
EDUCATION

THIS DOCUMENT HAS BEEN REPRODUCED EXACTLY AS RECEIVED FROM THE PERSON OR ORGANIZATION ORIGINATING IT. POINTS OF VIEW OR OPINIONS STATED DO NOT NECESSARILY REPRESENT OFFICIAL NATIONAL INSTITUTE OF EDUCATION POSITION OR POLICY.

"PERMISSION TO REPRODUCE THIS MATERIAL HAS BEEN GRANTED BY

*Robert P. Schoffman*  
Adjutant

TO THE EDUCATIONAL RESOURCES INFORMATION CENTER (ERIC)."

FL011226

Prepared by  
**DEFENSE LANGUAGE INSTITUTE**  
**FOREIGN LANGUAGE CENTER**

**SEPTEMBER 1977**

THIS PUBLICATION IS TO BE USED PRIMARILY IN SUPPORT OF TRAINING MILITARY PERSONNEL AS PART OF THE DEFENSE LANGUAGE PROGRAM (RESIDENT AND NONRESIDENT). INQUIRIES CONCERNING THE USE OF THESE MATERIALS, INCLUDING REQUESTS FOR COPIES, SHOULD BE ADDRESSED TO:

DEFENSE LANGUAGE INSTITUTE  
FOREIGN LANGUAGE CENTER  
NONRESIDENT INSTRUCTION DIVISION  
PRESIDIO OF MONTEREY, CA 93940

TOPICS IN THE AREAS OF POLITICS, INTERNATIONAL RELATIONS, MORES, ETC., WHICH MAY BE CONSIDERED AS CONTROVERSIAL FROM SOME POINTS OF VIEW ARE SOMETIMES INCLUDED IN LANGUAGE TRAINING FOR DLIFLC STUDENTS, SINCE MILITARY PERSONNEL MAY FIND THEMSELVES IN POSITIONS WHERE CLEAR UNDERSTANDING OF CONVERSATIONS OR WRITTEN MATERIAL OF THIS NATURE WILL BE ESSENTIAL TO THEIR MISSION. THE PRESENCE OF CONTROVERSIAL STATEMENTS--WHETHER REAL OR APPARENT--IN DLIFLC MATERIALS SHOULD NOT BE CONSTRUED AS REPRESENTING THE OPINIONS OF THE WRITERS, OF THE DEFENSE LANGUAGE INSTITUTE, OR OF THE DEPARTMENT OF DEFENSE.

# CONTENTS

Introduction . . . . .	1
Unit 1 . . . . .	2
Objectives . . . . .	2
Exercises . . . . .	2
Self-evaluation Quiz . . . . .	11
Key to Self-evaluation Quiz . . . . .	14
Guide for Review . . . . .	15
Supplementary Exercise A . . . . .	15
Supplementary Self-evaluation Quiz A . . . . .	16
Supplementary Exercise B . . . . .	18
Supplementary Self-evaluation Quiz B . . . . .	20
Supplementary Exercise C . . . . .	21
Supplementary Self-evaluation Quiz C . . . . .	22
Supplementary Exercise D . . . . .	24
Supplementary Self-evaluation Quiz D . . . . .	25
Unit 2 . . . . .	26
Objectives . . . . .	26
Exercises . . . . .	26
Self-evaluation Quiz . . . . .	33
Key to Self-evaluation Quiz . . . . .	34
Guide for Review . . . . .	35
Supplementary Exercise A . . . . .	35
Supplementary Self-evaluation Quiz A . . . . .	37
Supplementary Exercise B . . . . .	38
Supplementary Self-evaluation Quiz B . . . . .	39
Unit 3 . . . . .	40
Objectives . . . . .	40
Exercises . . . . .	40
Self-evaluation Quiz . . . . .	48
Key to Self-evaluation Quiz . . . . .	51
Guide for Review . . . . .	52
Supplementary Exercise A . . . . .	52
Supplementary Self-evaluation Quiz A . . . . .	53
Supplementary Exercise B . . . . .	55
Supplementary Self-evaluation Quiz B . . . . .	56
Vocabulary . . . . .	58

# MODULE 5

## INTRODUCTION

This module is based on three basic situations: taking a taxi cab (Unit 1), getting a hotel room (Unit 2), and checking out of a hotel (Unit 3).

You will learn to express yourself in these three situations and to understand what Germans would say to you. This includes courtesy expressions such as "have a nice weekend," "have a nice evening," or "have fun" (Unit 1); time expressions denoting length, such as hour, day, week, month (Unit 2); time expressions such as "today," "tomorrow," and calendar dates (Unit 3) and payments by traveler's checks (Unit 3).

You will practice mostly with the tape. Imitate the German speakers as best you can. Speak loudly and clearly when you are asked to say something in German.

DLI German Headstart

### Note on Page Numbering:

The printed components of the DLI German Headstart course (Modules I, II, III, ..., IX), depending on the practice of the individual printer, were sometimes grouped into booklets of three or more with continuous page numbering (1, 2, 3, ...). In order to facilitate the consultation of this present collection, the individual Modules have been separated; however, the original page numbering has been retained. Consequently, some Modules begin with numbers that might appear out of sequence (for example: Module 2 begins with page 37.)



Blank Page

## MODULE 5

## UNIT I

### OBJECTIVES

When you complete this module, you will be able to:

- a. Ask where a bus (or streetcar) is going, and find out if you are correctly informed about its destination.
- b. Tell a cabdriver where you want to go, what kind of luggage you have, and where you want him to stop.
- c. Ask about taxi fare.
- d. Use the words "your" and "my" with objects.
- e. Express and respond to expressions like "Have a nice weekend."

### EXERCISES

#### IN THE TAXI

Cabdriver: Where do you want to go?

Mike: Take me to the Europa Hotel, please.

Cabdriver: Do you have luggage?

Mike: Only a travel bag.

---

Mike: Please, stop in front of the entrance.

Cabdriver: Yes, sir.

Mike: How much is it?  
(Literally, "How much does that make?")

Cabdriver: Exactly 18 marks. Here is your travel bag.

Mike: Thank you. Have a nice weekend.

Cabdriver: Thank you, the same to you.

## IM TAXI



Fahrer: Wohin wollen Sie?

Mike: Fahren Sie mich bitte zum Hotel Europa.

Fahrer: Haben Sie Gepäck?

Mike: Nur eine Reisetasche.



Mike: Halten Sie bitte vorm Eingang.

Fahrer: Jawohl.

Mike: Wieviel macht das?

Fahrer: Genau 18 Mark. Hier ist Ihre Reisetasche.

Mike: Danke. Schönes Wochenende!

Fahrer: Danke, gleichfalls.



## EXERCISE 14.

Wo sind Sie?

Where are you?

Wohin gehen Sie?

Where are you going? (on foot)

Wohin fahren Sie?

Where are you going? (by vehicle)

Wohin fährt der Zug?


Where is the train going?

## EXERCISE 17.

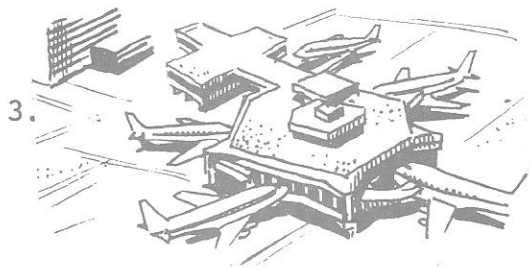
Example: Wohin fährt die Straßenbahn? zum Schloß  
(to the castle)

## EXERCISE 18.

Example:

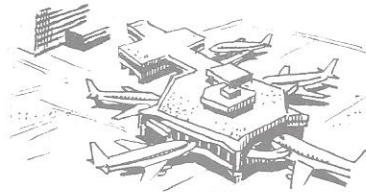


Fährt der Bus zum Rathaus?





EXERCISE 20.

Example: Wohin wollen Sie?




Fahren Sie mich bitte zum Flughafen.






EXERCISE 21.





der Marktplatz



die Allee

Fahren Sie mich bitte zum Marktplatz 9.  
zum Schillerplatz.  
zum Kaiserplatz 28.  
zur Bahnhofstraße 15.  
zur Kennedyallee 100.  
zur Hoffmannstraße 25.

EXERCISE 23.



EXERCISE 24.

<p>Wohin möchten Sie?  Wohin wollen Sie?</p>	<p>Ich möchte zum Bahnhof.    Ich will zum Bahnhof.</p>
--	---



EXERCISE 26.

Halten Sie bitte **vorm** Eingang.

<b>der</b> Eingang	<b>vorm</b> Eingang
<b>das</b> Hotel	<b>vorm</b> Hotel
<b>die</b> Post	<b>vor</b> der Post

Halten Sie bitte **am** Eingang.

<b>der</b> Bahnhof	<b>am</b> Bahnhof
<b>das</b> Kaufhaus	<b>am</b> Kaufhaus
<b>die</b> Kirche	<b>an</b> der Kirche

EXERCISE 29.

Example:




Halten Sie **vorm** Bahnhof!

1.




3.





2.



4.





## EXERCISE 31.

Taxifahrer: Haben Sie Gepäck?

Mike: Nur eine Reisetasche und einen Koffer.

Taxifahrer: Ist das Ihre Reisetasche?

Mike: Ja, das ist meine Reisetasche, und dort ist mein Koffer.

## EXERCISE 32.

- |                                     |   |
|-------------------------------------|---|
| 1. Ist das <b>Ihr</b> Gepäck?       | Ja, das ist <b>mein</b> Gepäck.               |
| 2. Ist das <b>Ihr</b> Koffer?       | Ja, das ist <b>mein</b> Koffer.               |
| 3. Ist das <b>Ihre</b> Reisetasche? | Nein, das ist nicht <b>meine</b> Reisetasche. |
| 4. Ist das mein Bier?               | Ja, das ist Ihr Bier.                         |
| 5. Ist das mein Koffer?             | Ja, das ist Ihr Koffer.                       |
| 6. Ist das meine Fahrkarte?         | Ja, das ist Ihre Fahrkarte.                   |



## EXERCISE 36.

Example: Wieviel macht das?  
(Acht Mark fünfzig)

8 marks 50

## EXERCISE 37.

Schönes Wochenende!  
Danke, gleichfalls.

Have a nice weekend.  
Thank you. The same to you.

Schönen Abend!  
Danke, gleichfalls.

Have a nice evening.  
Thank you. The same to you.

Viel Spaß!  
Danke.

Have fun.  
Thanks.

Gute Reise!  
Danke.

Have a nice trip.  
Thank you.

## EXERCISE 40.

1. Mike: Wohin gehen Sie?

Where are you going?

Herr M: Zum Restaurant  
Schultz.

To the Schultz restau-  
rant.

Mike: Schönen Abend!

Have a nice evening.

Herr M: Danke, gleichfalls.

Thank you. The same to  
you.

2. Fahrer: Wohin wollen Sie?

Where do you want to go?

Frau M: Fahren Sie mich  
bitte zum Flughafen.

Please, drive me to the  
airport.

Fahrer: Haben Sie Gepäck?

Do you have luggage?

Frau M: Nein.

No.

3. Mike: Halten Sie bitte  
vorn Eingang. Stop in front of the  
entrance, please.
- Fahrer: Jawohl. Yes, sir.
- Mike: Mein Zug fährt um  
17.10 Uhr ab. My train will leave at  
1710 hours.
- Fahrer: Hier ist Ihr Koffer. Here is your suitcase.
- Mike: Wieviel macht das? How much do I owe you?
- Fahrer: DM 15,--. Vielen  
Dank, und gute  
Reise. Fifteen marks. Thanks a  
lot, and have a nice trip.

## SELF-EVALUATION QUIZ

### PART I.

You will hear 10 German expressions. Each of them will be said twice. Select the correct translation of each item. On a separate sheet of paper, write A, B, or C. When you have finished, check your answers with the key at the end of the Self-evaluation Quiz. If you made any mistakes, check the "Guide for Review" and do the supplementary exercise indicated before continuing with this quiz. Start the tape again.

1. A. What do you want?  
B. Where do you want to go?  
C. When do you want to leave?
2. A. Do you have luggage?  
B. Do you have a ticket?  
C. Do you have change?
3. A. Here is your travel bag.  
B. Is this your travel bag?  
C. Here is my travel bag.
4. A. Have a nice trip.  
B. Thank you. The same to you.  
C. Have a nice weekend.
5. A. Is that my suitcase?  
B. That is my suitcase.  
C. Is that your suitcase?
6. A. You are welcome.  
B. Thank you. The same to you.  
C. Have fun.
7. A. When is bus number 3 leaving?  
B. Where is bus number 3 going?  
C. Are you taking bus number 3?
8. A. Have fun.  
B. Have a nice evening.  
C. Have a nice trip.
9. A. Have fun.  
B. Have a nice evening.  
C. Have a nice trip.

10. A. The market place is in front of the city hall.
- B. The market place is in front of the department store.
- C. The city hall is at the market place.

## PART II.

You will hear 12 situations in English. For each of these situations you will hear three German expressions. Select the German expression that is most appropriate to the situation by writing A, B, or C on a separate sheet of paper. After you finish this part of the quiz, check your responses with the key at the end of the Self-evaluation Quiz. If you made any mistakes, make a note of the item number and check the "Guide for Review" after you have taken the entire quiz. Start the tape now.

1. You want to tell a cabdriver to take you to the Hotel Ritz. What would you say?
2. You want to tell a cabdriver to stop in front of the railroad station. What would you say?
3. You want to tell a cabdriver to stop at the airport. What would you say?
4. You want to tell someone that you are in front of the barracks. What would you say?
5. You want to tell someone that you would like to go to Bismarckstraße. What would you say?
6. You want to tell someone that the suitcase is yours. What would you say?
7. You want to wish someone a nice weekend. What would you say?
8. If someone wished you a nice weekend, how would you respond?
9. You want to find out how much a taxi ride costs. What would you say?
10. You want to know where the bus is going. What would you say?
11. You want to tell someone that you would like to go to the post office. What would you say?
12. You want to tell a taxi driver to stop in front of the castle. What would you say?

## PART III.

You will be given 13 directions. Say the appropriate sentence or question in German during the time provided. When you hear "STOP," stop speaking, listen to the tape, and check what you said. If you made any mistakes, check the "Guide for Review."

1. Tell a cabdriver to take you to the airport.
2. Tell a cabdriver that you would like to go to 10 Kennedy-allee.
3. Tell a cabdriver that you only have a travel bag.
4. Tell a cabdriver to stop in front of the entrance.
5. Tell a cabdriver to stop at the barracks.
6. Tell a cabdriver to stop at the Marktplatz.
7. Ask a cabdriver how much the ride costs.
8. Tell someone to have a nice trip.
9. Tell someone to have a nice evening.
10. Tell someone that you would like to go to the post office.
11. Ask where bus number 12 is going.
12. Ask someone if the suitcase belongs to him.
13. Tell someone that the travel bag belongs to you.

This is the end of the Self-evaluation Quiz. If you made no mistakes and were able to respond in the time allowed, you may go on to Unit 2.

---

## KEY TO SELF-EVALUATION QUIZ

## PART I.

- |      |       |
|------|-------|
| 1. B | 6. B  |
| 2. A | 7. B  |
| 3. A | 8. A  |
| 4. C | 9. C  |
| 5. C | 10. A |

## PART II.

- |      |       |
|------|-------|
| 1. A | 7. C  |
| 2. A | 8. A  |
| 3. A | 9. C  |
| 4. A | 10. B |
| 5. B | 11. A |
| 6. B | 12. C |

## GUIDE FOR REVIEW

If you made mistakes on any of the questions in any of the parts listed below, do the supplementary exercises indicated.

Part I	Any question:	Do Supplementary Exercise A before going on with the Self-evaluation Quiz.
Part II	Questions 1-5, 10-12: Question 6: Questions 7-8: Question 9:	Do supplementary Exercise B. Do Supplementary Exercise D. Do Supplementary Exercise C. Review the conversation.
Part III	Questions 1-2, 4-6, 10, 11: Questions 3, 7: Questions 8-9: Questions 12-13:	Do Supplementary Exercise B. Review the conversation. Do Supplementary Exercise C. Do Supplementary Exercise D.

### SUPPLEMENTARY EXERCISE A.

1. Read the following sentences and select the correct translation by writing 1 or 2; then check your answers with the key after this exercise.

- a. Haben Sie Gepäck?
  - (1) Do you have a suitcase?
  - (2) Do you have luggage?
- b. Hier ist Ihr Koffer.
  - (1) Here is your travel bag.
  - (2) Here is your suitcase.
- c. Schönes Wochenende!
  - (1) Have a nice trip.
  - (2) Have a nice weekend.
- d. Wohin fährt Bus Nummer 3?
  - (1) When is bus number 3 leaving?
  - (2) Where is bus number 3 going?

- e. Ist das Ihre Reisetasche?  
(1) Is that your travel bag?  
(2) Is that your luggage?

KEY.

- a. (2)    b. (2)    c. (2)    d. (2)    e. (1)

2. Read the following sentences and select the correct translation. Then check your answers with the key after this exercise.

- a. Viel Spaß!  
(1) Have fun.  
(2) Have a nice trip.
- b. Schönen Abend!  
(1) Have a nice evening.  
(2) Have a nice weekend.
- c. Danke, gleichfalls.  
(1) You are welcome.  
(2) Thank you. The same to you.
- d. Gute Reise!  
(1) Have a nice trip.  
(2) Have a nice weekend.

KEY.

- a. (1)    b. (1)    c. (2)    d. (1)

#### SUPPLEMENTARY SELF-EVALUATION QUIZ A

For each of the following sentences select the correct translation by writing A or B; then check your answers with the key.



1. Ist das Ihr Koffer?
  - A. Is that your luggage?
  - B. Is that your suitcase?
2. Haben Sie eine Reisetasche?
  - A. Do you have a travel bag?
  - B. Do you have any luggage?
3. Schönes Wochenende!
  - A. Have a nice trip.
  - B. Have a nice weekend.
4. Hier ist mein Gepäck.
  - A. Here is my suitcase.
  - B. Here is my luggage.
5. Viel Spaß!
  - A. Have fun.
  - B. Thanks. The same to you.

## KEY.

1. B    2. A    3. B    4. B    5. A

If you made no mistakes, you may take Part II of the Self-evaluation Quiz.

## SUPPLEMENTARY EXERCISE B.

1. Select the correct translation for each of the following sentences. Check your answers with the key below the exercise.

a. Ich möchte zur Post.

- (1) I'm in front of the post office.  
 (2) I would like to go to the post office.

b. Fahren Sie mich bitte zum Bahnhof.

- (1) Take me to the railroad station, please.  
 (2) Stop at the railroad station, please.

c. Halten Sie bitte an der Bank.

- (1) Take me to the bank, please.  
 (2) Stop at the bank, please.

d. Halten Sie bitte vorm Krankenhaus.

- (1) Stop at the hospital, please.  
 (2) Stop in front of the hospital, please.

e. Wohin fährt der Bus?

- (1) Where is the bus going?  
 (2) Where is the bus?

## KEY.

a. (2)    b. (1)    c. (2)    d. (2)    e. (1)

2. Cover the right column. Translate the German in the left column and check your translations by uncovering the right column one line at a time.

a. Fahren Sie mich bitte zum Kaiserplatz 28.

Take me to Kaiserplatz 28, please.

b. Ich will zur Kaserne.

I want to go to the barracks.

c. Halten Sie bitte vor der Post.

Please, stop in front of the post office.

- |  |  |
|--|--|
| d. Ich möchte zum Flughafen.                     | I would like to go to the airport.     |
| e. Halten Sie bitte am Kaufhaus.                 | Please, stop at the department store.  |
| f. Fahren Sie mich bitte zur Hoffmannstraße 100. | Take me to Hoffmannstraße 100, please. |
| g. Halten Sie bitte vorm Eingang.                | Stop in front of the entrance, please. |
| h. Wohin fährt die Straßenbahn?                  | Where is the street-car going?         |
| i. Ich bin vor der Kaserne.                      | I'm in front of the barracks.          |

3. Cover the right column. Translate the English into German and check your translations by uncovering the right column one line at a time.

- |   |                                      |
|---|--------------------------------------|
| a. I would like to go to the Marktplatz.    | Ich möchte zum Marktplatz.           |
| b. Please stop at the Marktplatz.           | Halten Sie bitte am Marktplatz.      |
| c. Please stop in front of the entrance.    | Halten Sie bitte vorm Eingang.       |
| d. I would like to go to Bismarckstraße 10. | Ich möchte zur Bismarckstraße 10.    |
| e. Take me to the airport, please.          | Fahren Sie mich bitte zum Flughafen. |
| f. Take me to the post office, please.      | Fahren Sie mich bitte zur Post.      |
| g. Where is the bus going?                  | Wohin fährt der Bus?                 |

## SUPPLEMENTARY SELF-EVALUATION QUIZ B

For each of the following situations select the appropriate German expression by writing A or B on a sheet of paper. Check your selections with the key.

1. You want to tell a taxi driver to take you to the railroad station. What would you say?
  - A. Fahren Sie mich bitte zum Bahnhof.
  - B. Halten Sie bitte am Bahnhof.
2. You want the taxi driver to stop in front of the bank. What would you say?
  - A. Fahren Sie mich bitte zur Bank.
  - B. Halten Sie bitte vor der Bank.
3. You want to tell the taxi driver that you would like to go to the hospital. What would you say?
  - A. Ich möchte zum Krankenhaus.
  - B. Fährt das Taxi zum Krankenhaus?
4. You want to ask someone if the bus is going to the castle. What would you say?
  - A. Fährt der Bus zum Schloß?
  - B. Fahren Sie mich bitte zum Schloß.
5. You want to tell the taxi driver to take you to Kaiserplatz 12. What would you say?
  - A. Halten Sie bitte am Kaiserplatz 12.
  - B. Fahren Sie mich bitte zum Kaiserplatz 12.

## KEY.

1. A    2. B    3. A    4. A    5. B

## SUPPLEMENTARY EXERCISE C.

1. Select the correct translation for each of the following expressions. Check your answers with the key below the exercise.

- a. Have fun.  
 (1) Gute Reise!  
 (2) Viel Spaß!
- b. Thank you. The same to you.  
 (1) Danke, gleichfalls.  
 (2) Bitte sehr.
- c. Have a nice evening.  
 (1) Schönes Wochenende!  
 (2) Schönen Abend!
- d. Have a nice trip.  
 (1) Danke, gleichfalls.  
 (2) Gute Reise!
- e. Have a nice weekend.  
 (1) Schönes Wochenende!  
 (2) Viel Spaß!

## KEY.

- a. (2)    b. (1)    c. (2)    d. (2)    e. (1)

2. Cover the right column. Translate the German into English and check your translations by uncovering the right column one line at a time.

- |                        |                             |
|------------------------|-----------------------------|
| a. Danke, gleichfalls. | Thank you. The same to you. |
| b. Viel Spaß!          | Have fun.                   |
| c. Schönen Abend!      | Have a nice evening.        |
| d. Gute Reise!         | Have a nice trip.           |
| e. Schönes Wochenende! | Have a nice weekend.        |

3. Cover the right column. Translate the English into German and check your translations by uncovering the right column one line at a time.

- |                                |                     |
|--------------------------------|---------------------|
| a. Have a nice evening.        | Schönen Abend!      |
| b. Have a nice trip.           | Gute Reise!         |
| c. Have a nice weekend.        | Schönes Wochenende! |
| d. Thank you. The same to you. | Danke, gleichfalls. |
| e. Have fun.                   | Viel Spaß!          |

#### SUPPLEMENTARY SELF-EVALUATION QUIZ C

For each of the following situations select the appropriate German expression by writing A or B on a sheet of paper. Check your selections with the key.

1. You want to wish someone a nice weekend. What would you say?  
A. Gute Reise!  
B. Schönes Wochenende!
2. Someone wished you a nice weekend. How would you thank him?  
A. Danke, gleichfalls.  
B. Bitte sehr.
3. You want to tell someone to have a nice trip. What would you say?  
A. Gute Reise!  
B. Viel Spaß!
4. How would you wish someone a nice evening?  
A. Schönes Wochenende!  
B. Schönen Abend!
5. You want someone to have fun. What would you tell him?  
A. Viel Spaß!  
B. Grüß Gott!

KEY.

1. B    2. A    3. A    4. B    5. A

## SUPPLEMENTARY EXERCISE D.

1. Select the correct translation for each of the following expressions. Check your answers with the key below.

- a. Do you have luggage?  
 (1) Haben Sie Gepäck?  
 (2) Haben Sie einen Koffer?
- b. Is that your suitcase?  
 (1) Ist das Ihr Koffer?  
 (2) Ist das Ihre Reisetasche?
- c. That is my travel bag.  
 (1) Das ist Ihre Reisetasche.  
 (2) Das ist meine Reisetasche.

KEY.

- a. (1)      b. (1)      c. (2)

2. Cover the right column. Translate the German into English. Check your translations by uncovering the right column one line at a time.

- |                              |                         |
|------------------------------|-------------------------|
| a. Haben Sie einen Koffer?   | Do you have a suitcase? |
| b. Wo ist meine Reisetasche? | Where is my travel bag? |
| c. Ist das Ihr Gepäck?       | Is that your luggage?   |

3. Cover the right column. Translate the English into German. Check your translations by uncovering the right column one line at a time.

- |                           |                             |
|---------------------------|-----------------------------|
| a. I have your luggage.   | Ich habe Ihr Gepäck.        |
| b. Is that Mrs. Müller?   | Ist das Frau Müller?        |
| c. Here is my travel bag. | Hier ist meine Reisetasche. |



- d. Where is your suitcase?      Wo ist Ihr Koffer?

## SUPPLEMENTARY SELF-EVALUATION QUIZ D

Select the appropriate German expression by writing A or B on a sheet of paper. Check your selections with the key.

1. How would you tell someone that you have a travel bag?
  - A. Haben Sie eine Reisetasche?
  - B. Ich habe eine Reisetasche.
2. You want to ask someone if the luggage belongs to him. What would you say?
  - A. Ist das Ihr Koffer?
  - B. Ist das Ihr Gepäck?
3. How would you tell someone that the suitcase belongs to you?
  - A. Das ist mein Koffer.
  - B. Das ist Ihr Koffer.

KEY.

1. B      2. B      3. A

# UNIT 2

## OBJECTIVES

When you complete this unit, you will be able to:

- a. Talk with a hotel clerk about a room and its price.
- b. Explain how long you plan to stay.

## EXERCISES

### AT A HOTEL

- Jane: Do you have a vacancy? (lit. "a room free")
- Desk clerk: Yes, madam. How long do you want to stay?
- Jane: One night. How much is it?
- Desk clerk: A single room with shower costs 68 marks. A double room with bath or shower costs 80 marks.\*
- Jane: Oh, that's expensive. Do you have a single without bath or shower?
- Desk clerk: Yes, that costs 52 marks.
- Jane: Including breakfast?
- Desk clerk: Yes, naturally.
- Jane: O.K., I'll take the single without bath.
- Desk clerk: Please fill out the registration form.
- Jane: Fine. And where is my room?
- Desk clerk: On the 3rd floor, room 23. Here is your key.
- Jane: Thank you very much.

\*A "single room" in Germany means a single bed; a "double room," a double bed. If you are alone and want to sleep in a double bed, you will have to ask for a "double room."

## IM HOTEL



- Jane: Haben Sie ein Zimmer frei?
- Empfangschef: Ja, gnädige Frau. Wie lange wollen Sie bleiben?
- Jane: Eine Nacht. Wieviel kostet das?
- Empfangschef: Einzelzimmer mit Dusche kostet 68 Mark, Doppelzimmer mit Bad oder Dusche kostet 80 Mark.
- Jane: Oh, das ist teuer. Haben Sie ein Einzelzimmer ohne Bad oder Dusche?
- Empfangschef: Ja, das kostet 52 Mark.
- Jane: Mit Frühstück?
- Empfangschef: Ja, natürlich.
- Jane: Gut, ich nehme das Einzelzimmer ohne Bad.
- Empfangschef: Füllen Sie bitte das Anmeldeformular aus.
- Jane: Gern. Und wo ist mein Zimmer?
- Empfangschef: Im zweiten Stock,\* Zimmer 23. Hier ist Ihr Schlüssel.
- Jane: Danke sehr.



## EXERCISE 17.

Wie lange wollen Sie bleiben?  
können  
möchten

\*The ground floor in Germany is called Parterre. The floor above it is called the "first floor," above that the "second floor," etc. This is true not only for office buildings, hotels, etc., but also for private homes.

die Stunde

eine Stunde

zwei Stunden



der Tag

einen Tag

zwei Tage

NOVEMBER

	1	2	3	4	5	6
7	8	9	10	11	12	13
14	15	16	17	18	19	20
21	22	23	24	25	26	27
28	29	30				

die Woche

eine Woche

zwei Wochen

APRIL

					1	2
3	4	5	6	7	8	9
10	11	12	13	14	15	16
17	18	19	20	21	22	23
24	25	26	27	28	29	30

der Monat

einen Monat

zwei Monate


MAI

1	2	3	4	5	6	7
8	9	10	11	12	13	14
15	16	17	18	19	20	21
22	23	24	25	26	27	28
29	30	31				

das Jahr

ein Jahr

zwei Jahre



EXERCISE 19.

1.

			1	2	3	4
5	6	7	8	9	10	11
12	13	14	15	16	17	18
19	20	21	22	23	24	25
26	27	28	29	30	31	

6.

				1	2	3
4	5	6	7	8	9	10
11	12	13	14	15	16	17
18	19	20	21	22	23	24
25	26	27	28	29	30	

2.

						1
2	3	4	5	6	7	8
9	10	11	12	13	14	15
16	17	18	19	20	21	22
23	24	25	26	27	28	29
30	31					



7.

	1	2	3	4	5	6
7	8	9	10	11	12	13
14	15	16	17	18	19	20
21	22	23	24	25	26	27
28	29	30				



4.

				1	2	3
4	5	6	7	8	9	10
11	12	13	14	15	16	17
18	19	20	21	22	23	24
25	26	27	28	29	30	



EXERCISE 20.

1. Ich möchte eine Woche in München bleiben.
2. Ich kann zwei Jahre in Deutschland bleiben.
3. Ich kann einen Monat bleiben.
4. Ich möchte nicht so lange bleiben.
5. Wie lange können Sie in Frankfurt bleiben?
6. Ich kann vier Wochen in Bremen bleiben.

EXERCISE 23.

Wie lange bleiben Sie?  
Ich bleibe zwei Wochen in Deutschland.

1. Ich bleibe einen Tag in Berlin.
2. Ich bleibe einen Abend in München.
3. Ich bleibe eine Nacht in Gießen.
4. Ich bleibe zwei Jahre in Deutschland.
5. Ich bleibe fünf Tage in Frankfurt.
6. Ich bleibe eine Woche in Berlin.

EXERCISE 25.

Example: Wie lange bleiben Sie in Berlin?


Ich bleibe zwei Wochen in Berlin.

AUGUST

1	2	3	4	5	6	7
8	9	10	11	12	13	14
15	16	17	18	19	20	21
22	23	24	25	26	27	28
29	30	31				

1.

3	4	5	6	7	1	2
10	11	12	13	14	15	16
17	18	19	20	21	22	23
24	25	26	27	28	29	30
31						




5.

1	2	3	4	5	6	7
8	9	10	11	12	13	14
15	16	17	18	19	20	21
22	23	24	25	26	27	28
29						

3.

			1	2	3	4
5	6	7	8	9	10	11
12	13	14	15	16	17	18
19	20	21	22	23	24	25
26	27	28	29	30		



EXERCISE 27.

1. Mike: Haben Sie ein Zimmer frei?

Do you have a vacancy?

Empf: Einzelzimmer?

Single room?

Mike: Nein. Ein Doppelzimmer mit Bad oder Dusche.

No. A double room with bath or shower.

Empf: Ja. Wie lange wollen Sie bleiben?

Yes. How long do you want to stay?

Mike: Drei Tage.

Three days.

2. Jane: Wieviel kostet ein Doppelzimmer mit Bad?

How much is a double room with bath?

Empf: DM 80.

Eighty marks.

Jane: Oh, das ist teuer. Kann ich mit Dollar zahlen?

Oh, that is expensive. Can I pay with dollars?

- |            |  |  |
|------------|--|--|
| Empf:      | Nein, gnädige Frau.                                    | No, madam.                                   |
| Jane:      | Ich habe nur Dollar. Ich kann das Zimmer nicht nehmen. | I only have dollars. I can't take the room.  |
| 3. Herr M: | Wohin fahren Sie, Herr Halloway?                       | Where are you going, Mr. Halloway?           |
| Mike:      | Ich fahre nach München.                                | I'm going to Munich.                         |
| Herr M:    | Wie lange bleiben Sie dort?                            | How long are you going to stay there?        |
| Mike:      | Eine Woche.  | One week.                                    |
| Herr M:    | Gute Reise!  | Have a nice trip.                            |
| 4.         | Am Telefon   | On the Phone                                 |
| Jane:      | Guten Tag, Frau Müller.                                | Hello, Mrs. Müller.                          |
| Frau M:    | Guten Tag, Fräulein Smith. Sind Sie in München?        | Hello, Miss Smith. Are you in Munich?        |
| Jane:      | Ja, ich bin im Hotel Arabella.                         | Yes. I'm at the Arabella Hotel.              |
| Frau M:    | Wie lange bleiben Sie hier?                            | How long are you going to stay here?         |
| Jane:      | Ich fahre um vier Uhr nach Frankfurt.                  | I'm going to Frankfurt at four.              |
| Frau M:    | Können Sie nicht den Abend bleiben?                    | Can't you stay for the evening?              |
| Jane:      | Gut. Ich nehme den Nachtzug nach Frankfurt.            | O.K. I'll take the night train to Frankfurt. |



## SELF-EVALUATION QUIZ

### PART I.

This part consists of ten German sentences for you to translate orally into English. If you make any mistakes, review the conversation and check the "Guide for Review" before you continue with the remainder of the quiz. Start the tape.

### PART II.

You will have nine situations explained to you in English. For each of these situations you will hear three German expressions. Select the German expression that is most appropriate to the situation by writing A, B, or C on a separate piece of paper. When you have finished, check your answers with the key at the end of the Self-evaluation Quiz. If you made any mistakes, make a note of the item number and continue with Part III. Start the tape again.

1. You want to find out if a hotel room is available. What would you say to a desk clerk?
2. You want to tell a desk clerk that you would like a single room without a bath. What would you say?
3. You want to say that you are going to stay one night. What would you say?
4. You want to say that the room is expensive. What would you say?
5. You want to tell the desk clerk that you'll take the room. What would you say?
6. You want to find out how much a double room without a bath costs. What would you say?
7. You want to say that you would like to stay in Bonn one week. What would you say?
8. You want to say that you can stay an hour. What would you say?
9. You want to say that you are going to stay in Germany for two months. What would you say?

## PART III.

You will be given eight directions. Say the appropriate sentence or question in German during the time provided. When you hear "STOP," stop speaking, listen to the tape, and check what you said. If you didn't know what to say in the time provided, replay this part until you can respond without hesitation, then check the "Guide for Review." Start the tape now.

1. Ask a desk clerk in a hotel if there is a vacancy.
2. Tell a desk clerk that you would like a single room with a bath.
3. Say that you would like to stay one night.
4. Ask how much the room costs.
5. Say that the room is expensive.
6. Say that you will take the room.
7. Tell a desk clerk that you are going to stay four days.
8. Tell someone that you can stay for two hours.

This is the end of the Self-evaluation Quiz for Unit 2. If you missed any questions or could not respond within the time provided, consult the "Guide for Review."

## KEY TO SELF-EVALUATION QUIZ

## PART II.

- |      |      |
|------|------|
| 1. B | 6. A |
| 2. A | 7. C |
| 3. B | 8. A |
| 4. C | 9. B |
| 5. A |      |

## GUIDE FOR REVIEW

If you missed any questions on any of the parts listed below, do the supplementary exercises indicated.

Part I	Any question:	Do Supplementary Exercise A and review the conversation.
Part II	Any question:	Do Supplementary Exercise B.
Part III	Any question:	Do Supplementary Exercise B.

## SUPPLEMENTARY EXERCISE A.

1. Select the correct translation for each of the following expressions. Check your answers with the key below.

- a. a room with a bath
- (1) ein Zimmer mit Dusche
  - (2) ein Zimmer ohne Bad
  - (3) ein Zimmer mit Bad
- b. a room without shower
- (1) ein Zimmer ohne Dusche
  - (2) ein Zimmer ohne Bad
  - (3) ein Zimmer mit Dusche
- c. a single room with a bath
- (1) ein Einzelzimmer ohne Dusche
  - (2) ein Doppelzimmer mit Bad
  - (3) ein Einzelzimmer mit Bad
- d. a double room with breakfast
- (1) ein Doppelzimmer mit Bad
  - (2) ein Doppelzimmer mit Frühstück
  - (3) ein Einzelzimmer ohne Dusche

KEY.

- a. (3)    b. (1)    c. (3)    d. (2)

2. Cover the column on the right. Translate the German into English and check your translations by uncovering the right column one line at a time.

- |   |   |
|---|---|
| a. Ich möchte ein Einzelzimmer mit Dusche.          | I would like a single room with shower.           |
| b. Haben Sie ein Doppelzimmer ohne Bad?             | Do you have a double room without a bath?         |
| c. Wieviel kostet ein Zimmer mit Frühstück?         | How much does a room with breakfast cost?         |
| d. Haben Sie ein Einzelzimmer ohne Dusche oder Bad? | Do you have a single room without shower or bath? |
| e. Wie lange bleiben Sie in Deutschland?            | How long are you going to stay in Germany?        |
| f. Möchten Sie ein Doppelzimmer mit Bad?            | Would you like a double room with bath?           |
| g. Wollen Sie einen Tag bleiben?                    | Do you want to stay for one day?                  |

3. Cover the column on the right. Say the English sentences in German and check your translations by uncovering the right column one line at a time.

- |  |  |
|--|--|
| a. Do you have a single room with shower?            | Haben Sie ein Einzelzimmer mit Dusche?           |
| b. How much does a double room cost?                 | Wieviel kostet ein Doppelzimmer?                 |
| c. I would like a single room without bath.          | Ich möchte ein Einzelzimmer ohne Bad.            |
| d. Do you have a double room without bath or shower? | Haben Sie ein Doppelzimmer ohne Bad oder Dusche? |
| e. I'm going to stay in Frankfurt for two days.      | Ich bleibe zwei Tage in Frankfurt.               |

If you feel you are ready, take Supplementary Self-evaluation Quiz A.

## SUPPLEMENTARY SELF-EVALUATION QUIZ A

Cover the column on the right and translate each of the German sentences into English. Check yourself by uncovering the sentences in the right column one at a time.

- |   |   |
|---|---|
| 1. Ich möchte ein Einzelzimmer mit Bad.     | I would like a single room with bath.     |
| 2. Wollen Sie drei Tage bleiben?            | Do you want to stay for three days?       |
| 3. Ein Zimmer ohne Dusche ist nicht teuer.  | A room without shower is not expensive.   |
| 4. Möchten Sie ein Doppelzimmer mit Bad?    | Would you like a double room with bath?   |
| 5. Wie lange bleiben Sie in Berlin?         | How long are you going to stay in Berlin? |
| 6. Wieviel kostet ein Zimmer mit Frühstück? | How much does a room with breakfast cost? |
| 7. Haben Sie ein Einzelzimmer ohne Bad?     | Do you have a single room without bath?   |

If all of your translations were correct, continue with Part II of the Self-evaluation Quiz.

## SUPPLEMENTARY EXERCISE B.

Cover the column on the right. Read the German sentences aloud and translate them into English. Check your translations by uncovering the right column one line at a time.

- |  |   |
|--|---|
| a. Haben Sie ein Zimmer frei?                  | Do you have a vacancy?                      |
| b. Ich möchte ein Einzelzimmer.                | I would like a single room.                 |
| c. Ich möchte ein Zimmer mit Bad.              | I'd like a room with bath.                  |
| d. Wieviel kostet es?                          | How much does it cost?                      |
| e. Wieviel kostet ein Zimmer ohne Bad?         | How much does a room without bath cost?     |
| f. Wieviel kostet ein Doppelzimmer?            | How much does a double room cost?           |
| g. Das ist teuer.                              | That's expensive.                           |
| h. Gut, das nehme ich.                         | Alright, I'll take it.                      |
| i. Ich bleibe eine Nacht.                      | I'm going to stay for one night.            |
| j. Ich kann einen Monat bleiben.               | I can stay for a month.                     |
| k. Ich möchte ein Jahr in Deutschland bleiben. | I would like to stay in Germany for a year. |
| l. Ich kann eine Stunde bleiben.               | I can stay for one hour.                    |
| m. Ja, natürlich.                              | Yes, of course.                             |

Now cover the left column and say the English sentences in German.

## SUPPLEMENTARY SELF-EVALUATION QUIZ B

For each of the following situations select the appropriate German expression. Check your selections with the key.

1. You'd like a single room. What would you say?
  - A. Haben Sie ein Zimmer frei?
  - B. Ich möchte ein Einzelzimmer.
2. You want to say that you are only going to stay for one night. What would you say?
  - A. Ich bleibe noch eine Nacht.
  - B. Ich bleibe nur eine Nacht.
3. You want to say that a double room is expensive. What would you say?
  - A. Ein Doppelzimmer ist teuer.
  - B. Wieviel kostet ein Doppelzimmer?
4. You want to tell the desk clerk that you'll take the room. What would you say?
  - A. Ich nehme das Zimmer.
  - B. Ich möchte ein Zimmer.
5. You want to find out how much a double room without bath costs. What would you say?
  - A. Wieviel kostet ein Doppelzimmer mit Dusche?
  - B. Wieviel kostet ein Doppelzimmer ohne Bad?

KEY.

1. B    2. B    3. A    4. A    5. B

# UNIT 3

## OBJECTIVES

In this unit you will learn:

- a. To check out of a German hotel, and make future reservations.
- b. To use time expressions and calendar dates.

## EXERCISES

### AT THE HOTEL

- Mike: I would like to pay for my room.
- Desk clerk: Yes, sir. That will be 55 marks.
- Mike: Do you take traveler's checks?
- Desk clerk: Certainly.
- Mike: What is today's date?
- Desk Clerk: May 3rd. Can I please see your ID card or your passport?
- Mike: Here you are. Can you reserve me a room next week?
- Desk clerk: When next week?
- Mike: Tuesday and Wednesday.
- Desk clerk: O.K., I'll reserve a single room for you.
- Mike: Thank you. See you on Tuesday.



## IM HOTEL

- Mike: Ich möchte für mein Zimmer zahlen.
- Empfangschef: Gut, mein Herr. Das macht DM 55.
- Mike: Nehmen Sie Reiseschecks?
- Empfangschef: Natürlich.
- Mike: Der wievielte ist heute?
- Empfangschef: Der 3. Mai. Kann ich bitte Ihren Ausweis oder Reisepaß sehen?
- Mike: Hier bitte. Können Sie mir ein Zimmer für nächste Woche reservieren?
- Empfangschef: Wann nächste Woche?
- Mike: Dienstag und Mittwoch.
- Empfangschef: Gut, ich reserviere ein Einzelzimmer für Sie.
- Mike: Danke. Auf Wiedersehen am Dienstag.

## EXERCISE 14.

Monate

Januar	Juli
Februar	August
März	September
April	Oktober
Mai	November
Juni	Dezember

## EXERCISE 18.

Ich fahre im Januar nach Berlin.  
I am going to Berlin in January.

1. Ich fahre im Mai nach Berlin.
2. Ich komme im August nach Köln.
3. Ich fahre im März nach Heidelberg.
4. Ich komme im April nach Frankfurt.
5. Ich möchte im Juli nach Wien fahren.
6. Ich kann im Februar nach Amerika fahren.
7. Ich möchte nicht im November nach Hamburg fahren.
8. Ich kann nicht im Juni nach Bonn kommen.

## EXERCISE 23.

heute	today
morgen	tomorrow
übermorgen	day after tomorrow

## EXERCISE 26.

Der wievielte ist heute?  
Der dreizehnte Juni.

1. der 1. Mai



2. der 2. April







3. der 3. Juni



4. der 5. März
5. der 7. Oktober
6. der 6. Januar
7. der 7. Dezember

8. der 10. Februar
9. der 12. August
10. der 14. September
11. der 17. Juli

## EXERCISE 27.

1. 
2. 
3. 
4. 

5. 
6. 
7. 

## EXERCISE 28.

Der wievielte ist heute?  
Der einundzwanzigste November.

1. der 22. Januar
2. der 25. Oktober
3. der 31. Dezember
4. der 27. November
5. der 26. März

EXERCISE 29.



EXERCISE 31.



der 3. Mai 1977	(der dritte Mai 1977)
der 3.5.1977	(der dritte, fünfte 1977)
der 3.5.77	(der dritte, fünfte 77)

EXERCISE 32.

15.3.77	3/15/77
1.5.57	5/1/57
2.6.71	6/2/71
31.12.74	12/31/74
12.10.58	10/12/58

EXERCISE 34.

Wann fahren Sie nach Berlin?	Am dritten Mai.
Wann kommen Sie nach München?	Am zehnten August.

## EXERCISE 37.

Ich bleibe bis Montag. Ich bleibe bis Oktober. Ich bleibe bis zum 1. Oktober.
---

1. Ich bleibe bis Mai.
2. Ich bleibe bis zum 15. Mai.
3. Ich bleibe bis Montag.
4. Ich bleibe bis August in Nürnberg.
5. Ich bleibe bis zum 31. Dezember in Deutschland.
6. Ich bleibe bis Mittwoch hier.

## EXERCISE 40.

1. Tell a German you're coming to Munich on the 31st of October.
2. Tell a German you're going back to America on the 16th of March.
3. Tell a German you're staying until the 15th of May '78.
4. Tell a German you are going to Frankfurt on the 4th of July.
5. Tell a German you are coming to Berlin in June.
6. Tell a German you are staying until January.
7. Tell a German you are staying here until Wednesday.
8. Tell a German you are going to America on the 1st of February '81.
9. Ask a German what date it is.

## EXERCISE 41.

1. Müller: Können Sie morgen zum Abendessen kommen?  
Mike: Ist morgen Donnerstag? Ich kann am Donnerstag nicht.  
Müller: Sind Sie übermorgen frei?  
Mike: Ja, ich komme gern am Freitag. Vielen Dank.
- Can you come to dinner tomorrow?  
Is tomorrow Thursday? I can't on Thursday.  
Are you free the day after tomorrow?  
Yes, I'll be glad to come on Friday. Thank you very much.
2. Müller: Wie lange bleiben Sie in Bonn?  
Mike: Bis zum 28. Februar.  
Müller: Und kommen Sie im Juni nach Hamburg?  
Mike: Nein, nicht im Juni, im August.
- How long are you going to stay in Bonn?  
Until the 28th of February.  
And are you coming to Hamburg in June?  
No, not in June, in August.
3. Jane: Ich komme am 3. Juli nach München. Können Sie ein Zimmer für mich reservieren?  
Empf.: Gern. Ein Einzel- oder Doppelzimmer?  
Jane: Ein Einzelzimmer, bitte.  
Empf.: Wie lange bleiben Sie?  
Jane: Eine Nacht.
- I'm coming to Munich on the 3rd of July. Can you reserve a room for me?  
Gladly. A single or a double room?  
A single room, please.  
How long are you going to stay?  
One night.

4. Müller: Der wievielte ist heute?                      What's today's date?
- Mike: Der 17. Juni.                      The 17th of June.
- Müller: Danke.                      Thank you.

## SELF-EVALUATION QUIZ

### PART I.

You will hear dates in German. They will be said twice. From the choices given, select the correct English equivalent. On a separate sheet of paper, write A, B, C, or D. When you have finished, check your answers with the key at the end of the quiz. If you made any mistakes, do Supplementary Exercise A before doing the rest of this Self-evaluation Quiz. Start the tape again.

1. A. The 25th of December  
B. The 15th of December  
C. The 25th of September  
D. The 15th of September
2. A. The 5th of June '67  
B. The 15th of June '76  
C. The 15th of June '67  
D. The 5th of June '76
3. A. The 4th of May  
B. The 1st of May  
C. The 1st of March  
D. The 3rd of March
4. A. The 6th of March  
B. The 6th of May  
C. The 16th of May  
D. The 16th of March
5. A. The 13th of January  
B. The 3rd of January  
C. The 10th of January  
D. The 30th of January
6. A. The 8th of June  
B. The 18th of July  
C. The 8th of July  
D. The 18th of June

### PART II.

You will be given dates in English. Say them aloud in German during the time allotted. When you hear "STOP," stop speaking and check what you said with the tape. If you made any mistakes or did not know what to say in the time provided,



make a note and go on to Part III of this quiz. Start the tape now.

1. The 14th of February
2. The 16th of January '79
3. The 18th of March
4. The 5th of May '76
5. The 28th of April
6. The 13th of June
7. The 31st of July
8. The 29th of September

PART III.

You will have 15 situations explained to you in English. For each of these situations you will hear three German expressions. Select the one which is most appropriate to the situation by writing A, B, or C on a separate sheet of paper. When you have finished, check your answers with the key at the end of the quiz. Start the tape again.

1. You want to say that you'll go to Berlin in March. What would you say?
2. You want to say that you are going to Cologne on Saturday. What would you say?
3. You want to say that you are staying in Bonn today. What would you say?
4. You want to say that today is the 1st of April. What would you say?
5. You want to say that you'll be in Munich on the 13th of September. What would you say?
6. You want to say that tomorrow is Thursday. What would you say?
7. You want to ask someone where he is going (by car) on Wednesday. What would you say?

8. You want to ask if the hotel accepts traveler's checks. What would you say?
9. You want to know what today's date is. What would you say?
10. You want to ask the desk clerk if he can reserve a room for you next week. What would you say?
11. You want to tell a desk clerk that you would like to pay for your room. What would you say?
12. You have been asked to show your passport. What would you say?
13. You want to tell a German that you are staying until the 16th of March. What would you say?
14. You want to tell a German that you are staying in Germany until September '78. What would you say?
15. You want to tell a German that you are staying here until tomorrow. What would you say?

## PART IV.

You will be given ten directions. Say the appropriate sentence or question in German. When you hear "STOP," stop speaking and check what you said with the tape. Make a note if you made a mistake or did not know what to say in the time provided. Start the tape now.

1. Ask what today's date is.
2. Say that you are going to Munich on Sunday.
3. Say that you would like to go to Cologne in July.
4. Say that you'll go to Berlin on the 14th of June.
5. Say that you'll go to Hamburg on the 20th of April.
6. Say that tomorrow is the 30th of March.
7. Respond to the person who has asked you to show your passport or ID card.
8. Tell a German you are going back to America in June.

9. Tell a German you are staying until the 5th of March.
10. Tell a German you are leaving today.

This is the end of the Self-evaluation Quiz. If you made any mistakes on Parts II-IV, consult the "Guide for Review" and do the appropriate supplementary exercises. If you made no mistakes, you may proceed to Module VI.

## KEY TO SELF-EVALUATION QUIZ

### PART I.

1. A
2. B
3. B
4. A
5. D
6. C

### PART III.

- |      |       |
|------|-------|
| 1. B | 9. C  |
| 2. C | 10. B |
| 3. A | 11. B |
| 4. B | 12. A |
| 5. A | 13. A |
| 6. A | 14. C |
| 7. C | 15. B |
| 8. A |       |

## GUIDE FOR REVIEW

If you missed any questions on any of the parts, do the supplementary exercises indicated.

Part I.	Any Question:	Do Supplementary Exercise A.
Part II.	Any Question:	Do Supplementary Exercise A.
Part III.	Questions 1-3, 5-7, 13-15:	Do Supplementary Exercise B.
	Question 4:	Do Supplementary Exercise A.
	Questions 8-12:	Review the conversation.
Part IV:	Questions 2-5, 8-10:	Do Supplementary Exercise B.
	Questions 1, 7:	Review the conversation.
	Question 6:	Do Supplementary Exercise A.

### SUPPLEMENTARY EXERCISE A.

1. Cover the column on the right. Say the German dates aloud and translate them into English. Check yourself by uncovering the right column.

a.	der fünfzehnte Dezember	the 15th of December
b.	der fünfundzwanzigste September	the 25th of September
c.	der erste März	the 1st of March
d.	der dritte Mai	the 3rd of May
e.	der fünfte Juni sechs- undsiebzig	the 5th of June '76
f.	der dreißigste Januar einundachtzig	the 30th of January '81
g.	der achte Juli sieben- undsechzig	the 8th of July '67

Do this exercise until you make no mistakes.

2. Cover the column on the right and say the English dates aloud in German.

- |                            |   |
|----------------------------|---|
| a. the 29th of September   | der neunundzwanzigste September         |
| b. the 14th of February    | der vierzehnte Februar                  |
| c. the 31st of July        | der einunddreißigste Juli               |
| d. the 16th of January '79 | der sechzehnte Januar<br>neunundsiebzig |
| e. the 13th of June        | der dreizehnte Juni                     |
| f. the 18th of March       | der achtzehnte März                     |
| g. the 5th of May '76      | der fünfte Mai sechsun-<br>siebzig      |

Do this exercise until you can say the dates fluently.

#### SUPPLEMENTARY SELF-EVALUATION QUIZ A

##### PART I.

For each of the following select the correct English translation.

1. Heute ist der fünfzehnte Juli sechundsiebzig.

- A. Today is the 15th of July '67.
- B. Today is the 15th of July '76.
- C. Today is the 5th of July '76.

2. der dreißigste September

- A. the 3rd of September
- B. the 13th of September
- C. the 30th of September

3. der fünfundzwanzigste März einundachtzig.

- A. the 25th of March '81
- B. the 25th of May '80
- C. the 24th of March '81

4. der dritte Januar siebenundsechzig
- A. the 13th of January '67
  - B. the 30th of January '76
  - C. the 3rd of January '67

## KEY

1. B      2. C      3. A      4. C

## PART II.

Cover the right column and say the English dates aloud in German.

- |                              |  |
|------------------------------|--|
| 1. the 5th of March '79      | der fünfte März neunund-siebzig            |
| 2. the 18th of February      | der achtzehnte Februar                     |
| 3. the 29th of May           | der neunundzwanzigste Mai                  |
| 4. the 14th of September '76 | der vierzehnte September<br>sechundsiebzig |
| 5. the 16th of June          | der sechzehnte Juni                        |
| 6. the 31st of January       | der einunddreißigste Januar                |
| 7. the 13th of July          | der dreizehnte Juli                        |

If you made no mistakes, continue with the remainder of the Self-evaluation Quiz. If you made mistakes, review this exercise.

## SUPPLEMENTARY EXERCISE B.

1. For each of the following select the correct equivalent.

- a. I'm going to stay in Munich today.  
 (1) Ich bleibe bis morgen in München.  
 (2) Ich bleibe heute in München.
- b. I'm going to stay until the 16th of March.  
 (1) Ich bleibe bis zum sechsten März.  
 (2) Ich bleibe bis zum sechzehnten März.
- c. I'm going to Bonn in May.  
 (1) Ich fahre im Mai nach Bonn.  
 (2) Ich bin im Mai in Bonn.
- d. I'm going to be in Heidelberg on Saturday.  
 (1) Ich bin am Samstag in Heidelberg.  
 (2) Ich bin am Sonntag in Heidelberg.
- e. Where are you going on Thursday?  
 (1) Wohin fahren Sie Mittwoch?  
 (2) Wohin fahren Sie Donnerstag.
- f. I'm going back to America in July.  
 (1) Ich fahre im Juli nach Amerika zurück.  
 (2) Ich fahre im Juni nach Amerika zurück.

## KEY.

a. (2)    b. (2)    c. (1)    d. (1)    e. (2)    f. (1)

2. Cover the right column and say the sentences in the left column in German.

Today is Wednesday.

Heute ist Mittwoch.

Tomorrow is Thursday.

Morgen ist Donnerstag.

I'm staying until the  
13th of September.

Ich bleibe bis zum drei-  
zehnten September.

I'm going to Augsburg on Saturday.	Ich fahre am Samstag nach Augsburg.
I'll be in Stuttgart on the 1st of March.	Ich bin am ersten März in Stuttgart.
I'm going to Frankfurt in May.	Ich fahre im Mai nach Frankfurt.
I'm leaving today.	Ich fahre heute ab.
I'm going to stay in Germany until September '78.	Ich bleibe bis September achtundsiebzig in Deutschland.
I'm going back to America in October.	Ich fahre im Oktober nach Amerika zurück.

## SUPPLEMENTARY SELF-EVALUATION QUIZ B

For each of the following, select the correct German equivalent.

- I'm staying until March '78.
  - Ich bleibe bis Mai achtundsiebzig.
  - Ich bleibe bis März achtundsiebzig.
  - Ich bleibe bis März siebenundachtzig.
- I'm going to Munich on Thursday.
  - Ich bleibe bis Donnerstag in München.
  - Ich bin am Donnerstag in München.
  - Ich fahre am Donnerstag nach München.
- I'm going to be in Frankfurt on the 13th of September.
  - Ich bin am dreizehnten September in Frankfurt.
  - Ich bleibe bis zum dreizehnten September in Frankfurt.
  - Ich fahre am dreizehnten September nach Frankfurt.
- Where are you going on Wednesday?
  - Wohin fahren Sie Mittwoch?
  - Wo sind Sie Mittwoch?
  - Wann fahren Sie nach Wiesbaden?



## KEY.

1. B      2. C      3. A      4. A

If you made no mistakes and do not have to do any other supplementary exercises, go on to the next module. If you did make a mistake, review this exercise.

## VOCABULARY

am	at the
an	at
an der	at the
das Anmeldeformular	registration form
April	April
August	August
ausfüllen Füllen Sie ... aus.	to fill out Fill out ...
der Ausweis	I.D. card
das Bad	bath
bis	until
bleiben	to stay
Danke gleichfalls.	Thanks, the same to you.
Dezember	December
das Doppelzimmer	double room
die Dusche	shower
der Eingang	entrance
das Einzelzimmer Einzel- oder Doppel- zimmer	single room single or double room
Europa	Europe
Februar	February

genau	exactly
das Gepäck	luggage
gern	gladly
gleichfalls	the same to you
gnädige Frau	madam
Gute Reise!	Have a nice trip!
halten	to stop
Halten Sie!	Stop!
heute	today
Ihr(e)	your
das Jahr	year
die Jahre	years
Januar	January
jawohl	yes (sir)
Juli	July
Juni	June
der Koffer	suitcase
Mai	May
der Markt	market
März	March
mein Herr	sir
mich	me
der Monat	month

die Monate	months
morgen	tomorrow
natürlich	of course, naturally
November	November
ohne	without
Oktober	October
das Parterre	ground floor
der Platz	square
die Reise	trip
der Reisepaß	passport
der Reisescheck	traveler's check
die Reiseschecks	traveler's checks
die Reisetasche	travel bag
reservieren	to reserve
der Schlüssel	key
Schönen Abend!	Have a nice evening!
Schönes Wochenende!	Have a nice weekend!
sehen	to see
Sonnabend	Saturday
Sonntag	Sunday
der Stock	floor, story
die Stunde	hour
die Stunden	hours

das Taxi	taxicab
der Taxifahrer	cabdriver
teuer	expensive
übermorgen	day after tomorrow
Viel Spaß!	Have fun!
vor	in front of
vor der	in front of the (with <u>die</u> words)
vorm	in front of (with <u>der</u> and <u>das</u> words)
wie lange	how long
wieviel	how much
Wieviel macht das?	How much is it?
Der wievielte ist heute?	What's today's date?
die Woche	week
die Wochen	weeks
das Wochenende	weekend
der Wochentag	day of the week
die Wochentage	days of the week
wohin	where (to)
wollen	to want
ich will	I want
Sie wollen	you want
zahlen	to pay
das Zimmer	room

Blank Page